

NEW

CA V0 E RANGE

In-line centrifugal fans in self-extinguishing plastic

Suitable for the continuous or intensive ventilation of medium or large domestic, commercial or industrial environments.



- **7 models: CA 100 V0 D, CA 125 V0 D, CA 150 V0 D, CA 200 V0 Q, CA 200 V0 E, CA 250 V0 E, CA 315 V0 E.**
- Structure in self-extinguishing V0 PP thermoplastic resin.
- Induction motor with external rotor, manual reset thermal protection device.
- Low specific consumption levels.
- Constructed to withstand splashing (suitable for damp environments).
- Wide range of continuous operation temperatures between -25°C and +55°C.
- Protection rating: IP44 CA V0 E.
- Protection rating: IPX4 CA V0.
- Insulation class: II.□



LONG LIFE 30.000 h

TECHNICAL DATA

Models	Code	W min/max	A min/max	RPM min/max	Max Airflow		Max Pressure		Lp dB(A) min/max	Max °C
					m ³ /h min/max	l/s min/max	mmH ₂ O min/max	Pa min/max		
CA 100 V0 D	16008	65 - 85	0.32 - 0.38	1660 - 2540	150 - 235	41.7 - 65.3	30 - 40	274 - 392	51 - 56 (*)	50
CA 125 V0 D	16018	67 - 85	0.34 - 0.40	1480 - 2470	210 - 360	58.3 - 100	25 - 36	245 - 353	45 - 56 (*)	50
CA 150 V0 D	16028	70 - 85	0.34 - 0.41	1400 - 2390	280 - 500	77.8 - 138.9	20 - 34	196 - 333	44 - 56 (*)	50
CA 200 V0 Q	16035	100	0.35	2290	700	194.4	37	363	59 (*)	50
CA 200 V0 E	16038	90	0.40	2615	840	233	45	441	50.3 (**)	55
CA 250 V0 E	16039	90	0.40	2650	920	256	42	412	49.9 (**)	55
CA 315 V0 E	16041	120	0.54	2660	1100	305	55	539	54 (**)	55

* Sound pressure level measured at 3 m in free field conditions with long-cased appliance in delivery mode in accordance with standard EN ISO 3741:2009.

** Sound pressure level measured at 3 m in free field conditions with long-cased appliance in delivery mode in accordance with standard EN ISO 9614.

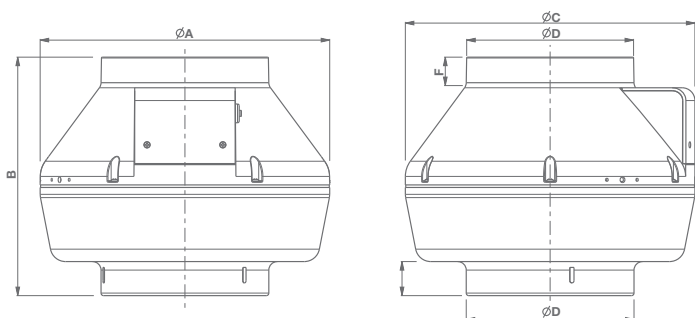
Electrical supply: 230 V ~ 50 Hz for CA V0 E models.

Electrical supply: 220/240 V ~ 50 Hz for CA 100, 120, 150 V0 models.

Electrical supply: 220/240 V ~ 60 Hz for CA 200 V0 Q model.



DIMENSIONS



Models	Ø A	B	Ø C	Ø D	E	F	Kg
CA 100 V0 D	250	250	250	97	30	30	2.4
CA 125 V0 D				122			2.3
CA 150 V0 D	300	305	300	147/157			2.6
CA 200 V0 Q	340	280	340	197	40	30	3.1
CA 200 V0 E		305			60		3.5
CA 250 V0 E	400	340	400	312	75	40	3.7
CA 315 V0 E							5.5









Dimensions (mm)





PRODUCT ACCESSORIES

Models		Code	Product						
			CA 100 V0 D code 16008	CA 125 V0 D code 16018	CA 150 V0 D code 16028	CA 200 V0 Q code 16035	CA 200 V0 E code 16038	CA 250 V0 E code 16039	CA 315 V0 E code 16041
	C 1.5 Electronic speed controller	12966	●	●	●	●	●	●	●
	C 2.5 Electronic speed controller	12967					●	●	
	SCNRB Non-reversible built-in electronic speed controller	12971	●	●	●	●	●	●	●
	SCB Built-in controller adaptor for C 1.5 and C 2.5	22481	12966 - 12967						
	DUO Speed controller	22914	●	●	●				

Description and sizes on page 98

SYSTEM COMPONENTS

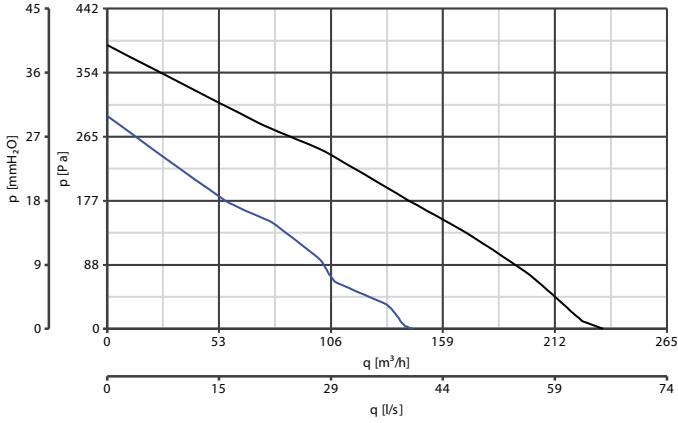
Models		Code	Product						
			CA 100 V0 D code 16008	CA 125 V0 D code 16018	CA 150 V0 D code 16028	CA 200 V0 Q code 16035	CA 200 V0 E code 16038	CA 250 V0 E code 16039	CA 315 V0 E code 16041
	IN-LINE-S 100 Backdraught shutter nominal diameter 100 mm	22551	●						
	IN-LINE-S 125 Backdraught shutter nominal diameter 125 mm	22556		●					
	IN-LINE-S 150 Backdraught shutter nominal diameter 150 mm	22562			●				
	IN-LINE-S 200 Backdraught shutter nominal diameter 200 mm	22566				●	●		
	IN-LINE-S 250 Backdraught shutter nominal diameter 250 mm	22571						●	
	IN-LINE-S 315 Backdraught shutter nominal diameter 315 mm	22576							●
	GFI 10 Fixed grille for models with nominal diameter 100 mm	22010	●						
	GFI 12/15 Fixed grille for models with nominal diameter 125 mm, 150 mm	22020		●	●				
	TRA 250 Outlet protection grille	51150						●	
	TRA 350 Outlet protection grille	51350							●
	PGR 250 Gravity shutter	50150						●	
	PGR 350 Gravity shutter	50350							●
	CA-FU 100 Pipe clamps (2 pieces) nominal diameter 100 mm	22667	●						
	CA-FU 125 Pipe clamps (2 pieces) nominal diameter 125 mm	22668		●					
	CA-FU 150 Pipe clamps (2 pieces) nominal diameter 150 mm	22669			●				
	CA-FU 200 Pipe clamps (2 pieces) nominal diameter 200 mm	22671				●	●		
	CA-FU 250 Pipe clamps (2 pieces) nominal diameter 250 mm	22672						●	
	CA-FU 315 Pipe clamps (2 pieces) nominal diameter 315 mm	22673							●
	AH 100 Duct heater nominal diameter 100	22796	●						
	AH 125 Duct heater nominal diameter 125	22797		●					
	AH 150 Duct heater nominal diameter 150	22759			●				
	AH 200 Duct heater nominal diameter 200	22790				●	●		
	AH 250 Duct heater nominal diameter 250	22791						●	
	AH 315 Duct heater nominal diameter 315	22792							●
	NA 100 Noise attenuator nominal diameter 100	22780	●						
	NA 125 Noise attenuator nominal diameter 125	22781		●					
	NA 150 Noise attenuator nominal diameter 150	22756			●				
	NA 200 Noise attenuator nominal diameter 200	22784				●	●		
	NA 250 Noise attenuator nominal diameter 250	22785						●	
	NA 315 Noise attenuator nominal diameter 315	22786							●
	AF 100 Filter box nominal diameter 100	22793	●						
	AF 125 Filter box nominal diameter 125	22794		●					
	AF 150 Filter box nominal diameter 150	22799			●				
	AF 200 Filter box nominal diameter 200	22787				●	●		
	AF 250 Filter box nominal diameter 250	22788						●	

Models		Code	Product						
			CA 100 V0 D code 16008	CA 125 V0 D code 16018	CA 150 V0 D code 16028	CA 200 V0 Q code 16035	CA 200 V0 E code 16038	CA 250 V0 E code 16039	CA 315 V0 E code 16041
	GGR 100 Gravity shutter for models with nominal diameter 100	22332	●						
	GGR 125 Gravity shutter for models with nominal diameter 125	22333		●					
	GGR 150 Gravity shutter for models with nominal diameter 150	22334			●				
	GGR 200 Gravity shutter for models with nominal diameter 200	22335					●		
	GGR 250 Gravity shutter for models with nominal diameter 250	22336						●	
	GGR 315 Gravity shutter for models with nominal diameter 315	22337							●
	FG 100 Fixed grille for models with nominal diameter 100	22165	●						
	FG 125 Fixed grille for models with nominal diameter 125	22166		●					
	FG 150 Fixed grille for models with nominal diameter 150	22167			●				
	AV 100 Air valve nominal diameter 100	22189	●						
	AV 125 Air valve nominal diameter 125	22190		●					
	AV 150 Air valve nominal diameter 150	22191			●				
	AV 200 Air valve nominal diameter 200	22193				●	●		
	CD 200 Air diffuser nominal diameter 200	22127				●	●		
	CD 250 Air diffuser nominal diameter 250	22168						●	
	CD 315 Air diffuser nominal diameter 315	22169							●
	AFD 100-4 Aluminium flexible duct nominal diameter 100	22175	●						
	AFD 125-4 Aluminium flexible duct nominal diameter 125	22176		●					
	AFD 150-4 Aluminium flexible duct nominal diameter 150	22177			●				
	AFD 200-10 Aluminium flexible duct nominal diameter 200	22179				●	●		
	AFD 250-10 Aluminium flexible duct nominal diameter 250	22180						●	
	AFD 315-10 Aluminium flexible duct nominal diameter 315	22181							●
	AFD-I 100-4 Insulated aluminium flexible duct nominal diameter 100	22182	●						
	AFD-I 125-4 Insulated aluminium flexible duct nominal diameter 125	22183		●					
	AFD-I 150-4 Insulated aluminium flexible duct nominal diameter 150	22184			●				
	AFD-I 200-10 Insulated aluminium flexible duct nominal diameter 200	22186				●	●		
	AFD-I 250-10 Insulated aluminium flexible duct nominal diameter 250	22187						●	
	AFD-I 315-10 Insulated aluminium flexible duct nominal diameter 315	22188							●
	PD Pressure switch	22240	for all models						
	FA Flow switch	22241							
	CONNECTION SET, 2 ATTACHMENTS DBZ-06	22242							

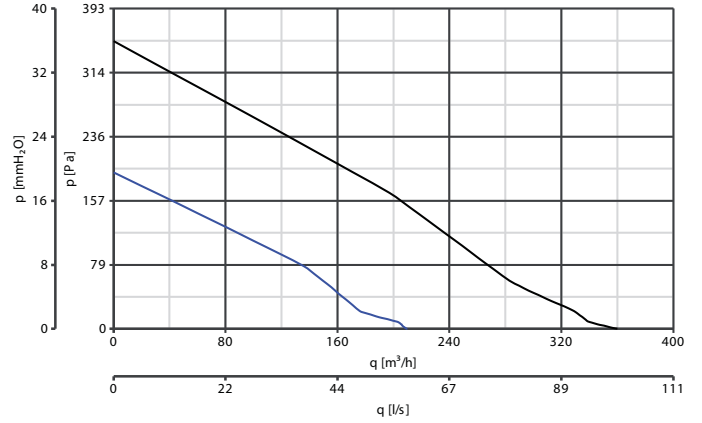
Description and sizes on page 98

PERFORMANCE CURVES

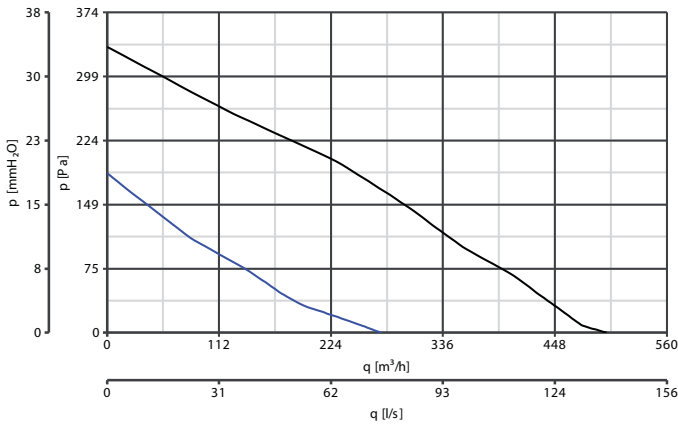
CA 100 V0 D



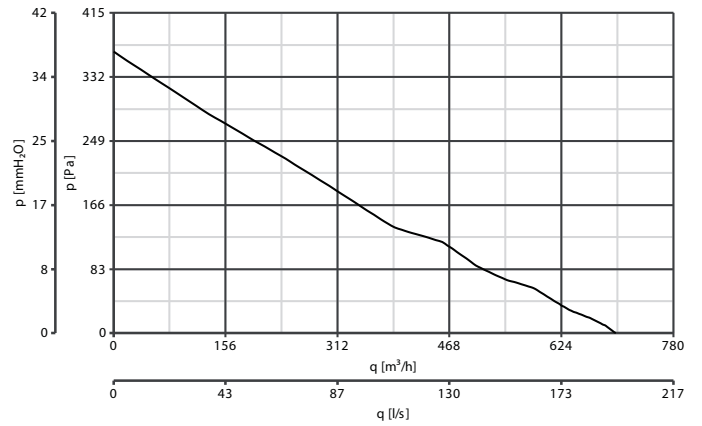
CA 125 V0 D



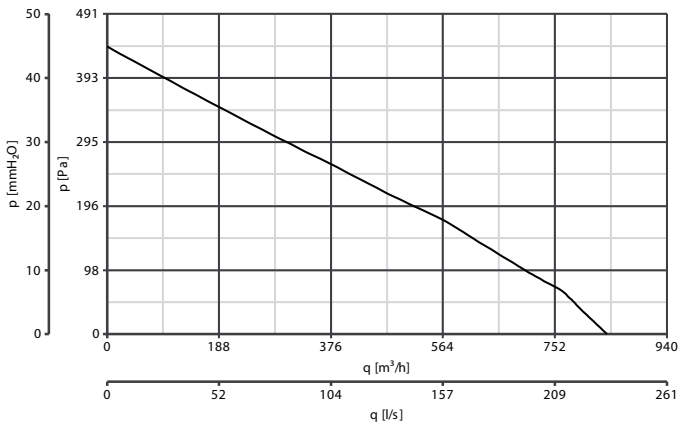
CA 150 V0 D



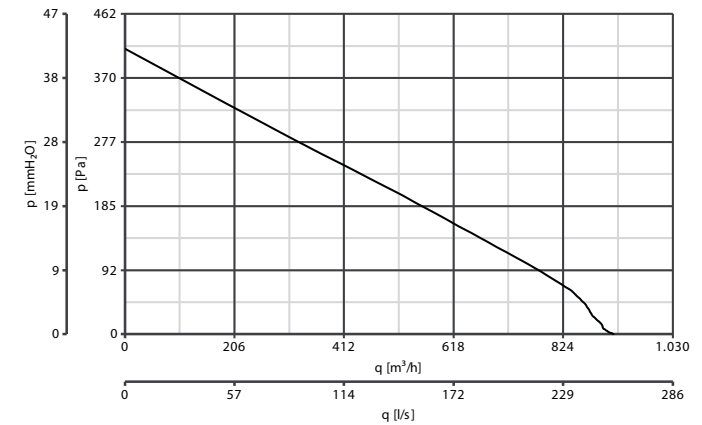
CA 200 V0 Q



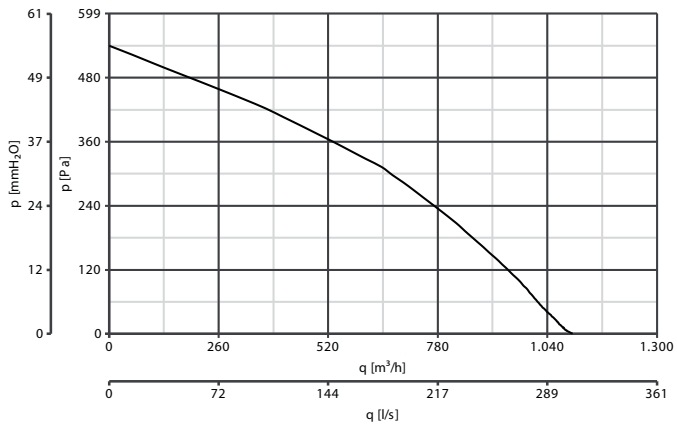
CA 200 V0 E



CA 250 V0 E



CA 315 V0 E



— min. — max.